





# Emergency Cardiovascular Care Course Matrix

## Healthcare Professionals

Course	Delivery Format	Content / Modules	Features & Benefits	Audience	Student Materials	Instructor Materials	Written Exam / Skills Session	Card Type / AHA Certification	Estimated Time	CME / CE Credit	Offered in Spanish
<b>CREDENTIALLED COURSES: BASIC LIFE SUPPORT (BLS)</b>											
Basic Life Support (BLS) for Healthcare Providers	 Classroom-based  (Instructor and video)	<ul style="list-style-type: none"> <li>Adult, child and infant CPR (including 2-rescuer scenarios and use of the bag mask)</li> <li>Foreign-body airway obstruction</li> <li>Use of automated external defibrillation with CPR</li> </ul>	<ul style="list-style-type: none"> <li>This course is designed to teach the skills of CPR for victims of all ages, use of an automated external defibrillator and relief of choking.</li> <li>A student CD, included with the text, contains supplemental information for interested students on topics such as stroke, cardiac arrest, and special resuscitation situations.</li> <li>The course is video-based with instructor-led discussion and simulation. Students participate in, practice and complete various skills and learning stations.</li> <li>Ideal for learners who prefer group interaction and feedback from an instructor while learning skills.</li> </ul>	For healthcare providers and other students who are seeking training that offers a credential (card) documenting successful completion of a CPR course.	<i>Basic Life Support for Healthcare Providers Student Manual</i> (80-1010)  BLS HCP Student CD	<i>Basic Life Support for Healthcare Providers Instructor Manual</i> (80-1011)  BLS HCP Instructor CD  BLS HCP DVD (includes Renewal Course) (80-1013) or VHS (80-1012)  BLS HCP Renewal VHS (80-1014)  BLS HCP Posters (80-1020)  AHA Instructor Stopwatch (80-1018) OR BLS HCP Instructor Package (includes Instructor Manual, a student manual, posters, DVD, stopwatch) (80-1016)	Written exam and skills test	BLS for Healthcare Providers Course Completion Card	4.5 - 5 hours	No	Yes
BLS HCP Online Part 1	 eLearning  Part 1 modules are completed online. Parts 2 and 3, skills practice and skills testing, are completed with an AHA Instructor.	<ul style="list-style-type: none"> <li>Adult, child rescue breathing</li> <li>Adult, child CPR/AED – 1 Rescuer</li> <li>Adult, child CPR/AED – 2 Rescuers</li> <li>Adult, child relief of choking</li> <li>Adult, child bag-mask use</li> <li>Infant rescue breathing</li> <li>Infant CPR</li> <li>Infant relief of choking</li> <li>Infant bag-mask use</li> </ul>	<ul style="list-style-type: none"> <li>Series of online modules covering the required adult, child and infant CPR sequences</li> <li>10 checkpoints to be completed</li> <li>Twenty-one optional review sections and 17 videos</li> <li>Establishes a standardized training program</li> <li>Self-paced learning, accessible anytime (24 hours a day)</li> <li>Provides flexible course design, accommodating a range of learning from basic checkpoint review to more extensive learning through optional sections</li> <li>Immediate answer feedback</li> <li>Available to users up to 12 months after initial completion</li> </ul>	This course is an option for healthcare providers and other students seeking an alternative to BLS classroom-based training for first-time or renewal certification.	BLS HCP Online Part 1 Course Key (80-1055)	<i>Training Memo: BLS eLearning Skills Practice &amp; Testing Requirements</i>  <i>Basic Life Support for Healthcare Providers Instructor Manual</i> (80-1011)  BLS HCP Instructor CD  BLS HCP DVD (includes Renewal Course) (80-1013) or VHS (80-1012)  AHA Instructor Stopwatch (80-1018)	Part 1 – Certificate of Completion provided after successful completion of online modules. Must present to complete skills test.  Parts 2 and 3 (skills practice and successful skills testing) complete the course requirements.	BLS for Healthcare Providers Course Completion Card	90 minutes to complete Part 1.  Additional time (minimum of 30 minutes/student) required for skills practice and skills testing session (Parts 2 & 3)	No	No


# Emergency Cardiovascular Care Course Matrix

## Healthcare Professionals

Course	Delivery Format	Content / Modules	Features & Benefits	Audience	Student Materials	Instructor Materials	Written Exam / Skills Session	Card Type / AHA Certification	Estimated Time	CME / CE Credit	Offered in Spanish
<b>CREDENTIALLED COURSES: BASIC LIFE SUPPORT (BLS) Continued</b>											
HeartCode™ BLS Part 1	 eLearning  Part 1 modules are completed online. Parts 2 and 3, skills practice and skills testing, are completed with an AHA Instructor.  Parts 2 and 3 may be completed using a voice assisted manikin (VAM) system.	<ul style="list-style-type: none"> <li>• Adult, child rescue breathing</li> <li>• Adult, child CPR/AED – 1 Rescuer</li> <li>• Adult, child CPR/AED – 2 Rescuers</li> <li>• Adult, child relief of choking</li> <li>• Adult, child bag-mask use</li> <li>• Infant rescue breathing</li> <li>• Infant CPR</li> <li>• Infant relief of choking</li> <li>• Infant bag-mask use</li> </ul>	<ul style="list-style-type: none"> <li>• Two realistic patient scenarios to virtually treat an adult and an infant sudden cardiac arrest patient</li> <li>• Step-by-step debriefing of correct and incorrect actions with suggestions for improvement</li> <li>• Debriefing validates BLS skills through instant, objective feedback and evaluation</li> <li>• Engaging, interactive case-based scenarios using eSimulation technology</li> <li>• Interactive mini games</li> <li>• Available to users at their convenience, 24/7</li> <li>• Self-paced instruction accommodates different learning styles</li> <li>• Helps establish a standardized training program</li> <li>• Access to full text of BLS for Healthcare Providers student manual for 2 years after activation</li> </ul>	This course is an option for healthcare providers and other students seeking an alternative to BLS classroom-based training for first-time or renewal certification.	HeartCode BLS Part 1 Course Key (80-1470)	<i>Training Memo: AHA BLS HCP &amp; Heartsaver eLearning Courses - Skills Practice &amp; Skills Testing Requirements</i>  <i>Basic Life Support for Healthcare Providers Instructor Manual</i> (80-1011)  BLS HCP Instructor CD  BLS HCP DVD (includes Renewal Course) (80-1013) or VHS (80-1012)  AHA Instructor Stopwatch (80-1018)	Part 1 – Certificate of Completion provided after successful completion of online modules. Must present to an AHA Instructor to complete skills test.  Parts 2 and 3 (skills practice and skills testing) complete the course requirements.	BLS for Healthcare Providers Course Completion Card	1-2 hours to complete Part 1  Additional time (minimum of 30 minutes/student) required for skills practice and skills testing session (Parts 2 & 3)	No	No
BLS Anytime™ for Healthcare Providers	 eLearning  Part 1 modules are completed online.  Part 2, skills practice can be completed anywhere using manikins, or with an AHA Instructor. Part 3, skills testing is completed with an AHA Instructor.	<ul style="list-style-type: none"> <li>• Adult, child rescue breathing</li> <li>• Adult, child CPR/AED – 1 Rescuer</li> <li>• Adult, child CPR/AED – 2 Rescuers</li> <li>• Adult, child relief of choking</li> <li>• Adult, child bag-mask use</li> <li>• Infant rescue breathing</li> <li>• Infant CPR</li> <li>• Infant relief of choking</li> <li>• Infant bag-mask use</li> </ul>	<ul style="list-style-type: none"> <li>• Two realistic patient scenarios to virtually treat an adult and an infant sudden cardiac arrest patient</li> <li>• Step-by-step debriefing of correct and incorrect actions with suggestions for improvement</li> <li>• Debriefing validates BLS skills through instant, objective feedback and evaluation</li> <li>• Engaging, interactive case-based scenarios using eSimulation technology</li> <li>• Interactive mini games</li> <li>• Available to users at their convenience, 24/7</li> <li>• Self-paced instruction accommodates different learning styles</li> <li>• Helps establish a standardized training program</li> <li>• Access to full text of BLS for Healthcare Providers student manual for 2 years after activation</li> </ul>	This course is an option for healthcare providers and other students seeking an alternative to BLS classroom-based training for first-time or renewal certification.	BLS Anytime kit (80-1460)	<i>Training Memo: AHA BLS HCP &amp; Heartsaver eLearning Courses - Skills Practice &amp; Skills Testing Requirements</i>  <i>Basic Life Support for Healthcare Providers Instructor Manual</i> (80-1011)  BLS HCP Instructor CD  BLS HCP DVD (includes Renewal Course) (80-1013) or VHS (80-1012)  AHA Instructor Stopwatch (80-1018)	Part 1 – Certificate of Completion provided after successful completion of online modules. Must present to an AHA Instructor to complete skills test.  Parts 2 and 3 (skills practice and skills testing) complete the course requirements.	BLS for Healthcare Providers Course Completion Card	1-2 hours to complete Part 1  Additional time (minimum of 30 minutes/student) required for skills practice and skills testing session (Parts 2 & 3)	No	No



# Emergency Cardiovascular Care Course Matrix

## Healthcare Professionals

Course	Delivery Format	Content / Modules	Features & Benefits	Audience	Student Materials	Instructor Materials	Written Exam / Skills Session	Card Type / AHA Certification	Estimated Time	CME / CE Credit	Offered in Spanish
<b>CREDENTIALLED COURSES: ADVANCED CARDIOVASCULAR LIFE SUPPORT (ACLS)</b>											
Advanced Cardiovascular Life Support (ACLS)	 Classroom-based (Instructor and video)	<ul style="list-style-type: none"> <li>• 1-rescuer CPR, AED</li> <li>• Defibrillation</li> <li>• Airway management</li> <li>• Rhythm recognition</li> <li>• IV/IO access</li> <li>• Use of medications</li> <li>• Cardioversion</li> <li>• Transcutaneous pacing</li> <li>• Effective resuscitation team dynamics</li> </ul>	<p>Healthcare providers will enhance their skills in the treatment of the adult victim of a cardiac arrest or other cardiopulmonary emergencies.</p> <p>ACLS emphasizes the importance of basic life support CPR to patient survival; the integration of effective basic life support with advanced cardiovascular life support interventions; and the importance of effective team interaction and communication during resuscitation. Students engage in simulated clinical scenarios that encourage active, hands-on participation through learning stations where students will practice essential skills individually, as part of a team, and as team leader. Realistic simulations reinforce the following key concepts: proficiency in basic life support care; recognizing and initiating early management of peri-arrest conditions; managing cardiac arrest; identifying and treating ischemic chest pain and acute coronary syndromes; recognizing other life-threatening clinical situations (such as stroke) and providing initial care; ACLS algorithms; and effective resuscitation team dynamics.</p>	For emergency, intensive care, or critical care healthcare providers such as physicians, nurses, paramedics, respiratory therapists, and other professionals who may need to respond to a cardiovascular emergency.	<p><i>ACLS Provider Manual</i> (80-1088)</p> <p>ACLS Provider CD</p> <p>ACLS Pre-course Checklist</p> <p>ACLS Pocket Reference Card Set</p> <p><i>ECC Handbook</i> is recommended.</p>	<p><i>Advanced Cardiovascular Life Support ACLS Instructor Manual</i> (80-1086)</p> <p>ACLS Instructor CD</p> <p>ACLS Course Video (includes renewal)</p> <p>DVD (80-1090)</p> <p>VHS (80-1091)</p> <p>ACLS Poster Set (80-1082)</p> <p>ACLS Algorithm Emergency Cart Card Set (80-1083)</p> <p>AHA Instructor Stopwatch (80-1018)</p> <p>OR</p> <p>ACLS Instructor Package (80-1087) (includes Instructor Manual, Instructor CD, two ACLS Course Video-DVDs, Provider Manual Student CD, Pre-course Checklist, two Pocket Reference Cards, Emergency Cart Cards, and an AHA Red Stopwatch)</p>	Written exam and skills test	ACLS for Healthcare Providers Course Completion Card	(w/ 6:1 student: instructor ratio) 13.5 hours, including breaks	No	Yes


# Emergency Cardiovascular Care Course Matrix

## Healthcare Professionals

Course	Delivery Format	Content / Modules	Features & Benefits	Audience	Student Materials	Instructor Materials	Written Exam / Skills Session	Card Type / AHA Certification	Estimated Time	CME / CE Credit	Offered in Spanish
<b>CREDENTIALLED COURSES: ADVANCED CARDIOVASCULAR LIFE SUPPORT (ACLS) Continued</b>											
HeartCode™ ACLS Part 1	 eLearning Part 1 is completed online through case-based scenarios using eSimulation technology. Parts 2 and 3, skills practice and skills testing, are completed with an AHA BLS Instructor. Parts 2 and 3 may also be completed on a voice assisted manikin (VAM) system.	<ul style="list-style-type: none"> <li>Basic life support care</li> <li>Recognition and early management of peri-arrest conditions</li> <li>Management of cardiac arrest until return of spontaneous circulation, termination of resuscitation, or transfer of care</li> <li>Recognition of life threatening clinical situations such as stroke</li> <li>Identification and treatment of ischemic chest pain</li> <li>Identification and treatment of acute coronary syndromes</li> <li>Resuscitation team concept communication</li> </ul>	<ul style="list-style-type: none"> <li>Pre-course self-assessment gauging knowledge of ECG recognition and pharmacology</li> <li>Validates BLS skills through instant, objective feedback and evaluation</li> <li>Engaging, interactive content using eSimulation technology</li> <li>Interactive mini games</li> <li>Available to users at their convenience, 24/7</li> <li>Self-paced instruction accommodates different learning styles</li> <li>Helps maintain high level of professional competency and standardization of instruction</li> <li>Ten interactive patient cases in hospital-based scenarios using microsimulation technology</li> <li>Students assess patients, formulate treatment allowing user to “virtually” treat adult patients</li> <li>Access to full text of ACLS for Healthcare Provider manual and the ACLS Core Drugs reference guide</li> <li>Team dynamics lesson</li> </ul>	This course is an option for healthcare providers seeking an alternative to ACLS classroom-based training for first-time or renewal certification.	HeartCode ACLS Part 1 Course Key (80-1516)	<i>Training Memo: Skills Testing for HeartCode ACLS, 2006 Version (revised April 30, 2008)</i> <i>Advanced Cardiovascular Life Support ACLS Instructor Manual and CD (80-1086)</i> ACLS Course Video (includes renewal material) DVD (80-1090) VHS (80-1091) AHA Instructor Stopwatch (80-1018)	Part 1 – Certificate of Completion provided after successful completion of online modules. Must present to an AHA Instructor to complete skills test.  Parts 2 and 3 (skills practice and skills testing) complete the course requirements.	ACLS Provider Course Completion Card	6 hours to complete Part 1  Additional time (20-60 minutes) required for skills practice and skills testing session (Parts 2 and 3)	Yes  For details, go to <a href="http://www.americanheart.org/ecc">www.americanheart.org/ecc</a> continuing ed	No
ACLS EP	 Classroom-based	<ul style="list-style-type: none"> <li>Expands on the core ACLS course with the 5 quadrads approach</li> <li>Special resuscitation emergencies (e.g., drowning)</li> <li>Toxicology emergencies</li> <li>Metabolic emergencies</li> <li>Deeper knowledge for understanding and treating ACS patients</li> </ul>	The course provides a stimulus for expert clinicians and scientists to identify and discuss resuscitation in special circumstances.	Professionals, clinicians, and scientists who must respond to cardiovascular emergencies and special resuscitation situations in the workplace. For seasoned ACLS providers who wish to renew their provider status.	<i>ACLS: The Reference Textbook</i>  Strongly Recommended: ECC Handbook	<i>ACLS EP Instructor Manual</i>  <i>Training Memo: ACLS for Experienced Providers</i>	Written exam and skills test	ACLS EP Course Completion Card	9 -10 hours	No	No


## Emergency Cardiovascular Care Course Matrix

### Healthcare Professionals

Course	Delivery Format	Content / Modules	Features & Benefits	Audience	Student Materials	Instructor Materials	Written Exam / Skills Session	Card Type / AHA Certification	Estimated Time	CME / CE Credit	Offered in Spanish
<b>CREDENTIALLED COURSES: PEDIATRIC</b>											
Pediatric Advanced Life Support (PALS)	 Classroom-based (Instructor and Video)	<ul style="list-style-type: none"> <li>• Recognition and treatment of infants and children at risk for cardio-pulmonary arrest</li> <li>• The systematic approach to pediatric assessment</li> <li>• Effective respiratory management</li> <li>• Validate skills for 1- and 2-person CPR, AED skills for infant and child</li> <li>• Defibrillation and synchronized cardioversion</li> <li>• Intraosseous access and fluid bolus administration</li> <li>• Effective resuscitation team dynamics</li> </ul>	Designed to aid the pediatric healthcare provider in developing the knowledge and skills necessary to efficiently and effectively manage critically ill infants and children, resulting in improved outcomes.	For pediatricians, emergency physicians, family physicians, physician assistants, nurses, nurse practitioners, paramedics, respiratory therapists, and other healthcare providers who initiate and direct advanced life support in pediatric emergencies.	<i>Pediatric Advanced Life Support Course Guide</i> (80-1412; Set of 5) PALS Student CD PALS Precourse Checklist PALS pocket Reference Card  <i>Pediatric Advanced Life Support Course Guide &amp; Pediatric Advanced Life Support Provider Manual</i> (80-1434)  <i>ECC Handbook</i> is recommended	<i>Pediatric Advanced Life Support Instructor Manual</i> (80-1410) PALS Instructor CD Scenario Cue Cards PALS Course Video - DVD (80-1409) - VHS (80-1416) PALS Poster Set (80-1413) PALS Emergency Cart Card Set (80-1408) AHA Instructor Stopwatch (80-1018) OR PALS Instructor Package (80-1411) Includes: PALS Course Guide, Provider Manual, Instructor Manual, two Course Video DVDs, Pocket Reference Card, Poster Set and an AHA Red Stopwatch  <u>Optional:</u> PALS Tabletop Flip Chart (80-1435)	Written exam and skills test	PALS Provider Course Completion Card	14 hours	No	Yes


# Emergency Cardiovascular Care Course Matrix

## Healthcare Professionals

Course	Delivery Format	Content / Modules	Features & Benefits	Audience	Student Materials	Instructor Materials	Written Exam / Skills Session	Card Type / AHA Certification	Estimated Time	CME / CE Credit	Offered in Spanish
<b>CREDENTIALLED COURSES: PEDIATRIC Continued</b>											
HeartCode™ PALS Part 1	 eLearning Part 1 is completed online through case-based scenarios using eSimulation technology. Parts 2 and 3, skills practice and skills testing, are completed with an AHA PALS Instructor.	<ul style="list-style-type: none"> <li>• Recognition and treatment of infants and children at risk for cardio-pulmonary arrest</li> <li>• The systematic approach to pediatric assessment</li> <li>• Effective respiratory management</li> <li>• Validate skills for 1- and 2-person CPR, AED skills for infant and child</li> <li>• Defibrillation and synchronized cardioversion</li> <li>• Intraosseous access and fluid bolus administration</li> <li>• Effective resuscitation team dynamics</li> </ul>	<ul style="list-style-type: none"> <li>• Pre-course self-assessment gauging knowledge of ECG recognition and pharmacology</li> <li>• Engaging, interactive content using eSimulation technology</li> <li>• 12 interactive hospital-based cases that teach critically ill pediatric patient evaluation and management</li> <li>• Students assess patients, formulate treatment allowing students to “virtually” treat pediatric patients</li> <li>• Available to users at their convenience, 24/7</li> <li>• Self-paced instruction accommodates different learning styles</li> <li>• Helps maintain high level of professional competency and standardization of instruction</li> <li>• Access to full text of <i>PALS Provider Manual</i> and the PALS Core Drugs reference guide for one year from activation</li> <li>• Improved patient outcomes by providers’ developing the knowledge and skills necessary to efficiently and effectively manage critically ill infants and children</li> </ul>	For pediatricians, emergency physicians, family physicians, physician assistants, nurses, nurse practitioners, paramedics, respiratory therapists, and other healthcare providers who initiate and direct advanced life support in pediatric emergencies.	HeartCode PALS Part 1 Course Key (80-1474)	<i>Training Memo: Skills Testing for HeartCode PALS, 2010</i> <i>Pediatric Advanced Life Support Instructor Manual</i> (80-1410) PALS Instructor CD Scenario Cue Cards PALS Course Video - DVD (80-1409) - VHS (80-1416) PALS Poster Set (80-1413) PALS Emergency Cart Card Set (80-1408) AHA Instructor Stopwatch (80-1018)	Part 1 – Certificate of Completion provided after successful completion of online modules. Must present to an AHA Instructor to complete skills test.  Parts 2 and 3 (skills practice and skills testing) complete the course requirements.	PALS Provider Course Completion Card	Approximately 12 hours to complete Part 1  Additional time (approximately 1 hour) required for skills practice and skills testing session (Parts 2 and 3)	Yes  For details, go to <a href="http://www.americanheart.org/heartcode/PALS">www.americanheart.org/heartcode/PALS</a>	No




# Emergency Cardiovascular Care Course Matrix

## Healthcare Professionals

Course	Delivery Format	Content / Modules	Features & Benefits	Audience	Student Materials	Instructor Materials	Written Exam / Skills Session	Card Type / AHA Certification	Estimated Time	CME / CE Credit	Offered in Spanish
<b>CREDENTIALLED COURSES: PEDIATRIC Continued</b>											
Pediatric Emergency Assessment, Recognition and Stabilization (PEARS)	 Classroom-based (Instructor and video)	<ul style="list-style-type: none"> <li>• Pediatric assessment</li> <li>• Respiratory compromise and arrest recognition and management</li> <li>• Circulatory compromise and arrest recognition and management</li> <li>• Shock recognition and management</li> <li>• Resuscitation team concept</li> </ul>	<p>This course addresses a gap in the number of healthcare providers who see pediatric patients, and do not require the advanced skills of PALS.</p> <p>The main focus of PEARS is prevention, and specifically, the assessment, recognition and stabilization of pediatric victims at risk of severe cardiopulmonary distress. Through unique learning tools, such as video-based simulation, providers can see and hear critically ill children with whom they do not typically come in contact, equipping them to recognize the symptoms of pediatric victims, and thus begin stabilization prior to arrest.</p> <p>The course is video-based with instructor-led discussion and simulation. Students participate in, practice and complete various skills and learning stations.</p>	For any healthcare provider who might encounter pediatric patients in their profession. Course is <b>not</b> intended for those staff credentialed for advanced pediatric skills that <b>routinely</b> provide pediatric care.	PEARS Provider Manual (80-1417)  PEARS Pocket Reference Card (80-1476)	PEARS Instructor Manual (80-1418) PEARS DVD (80-1419) PEARS Posters (80-1477)  OR PEARS Instructor Package (80-1478) PEARS Provider Manual, with student CD and Pocket Reference Card, PEARS Instructor Manual, including instructor CD & more than 60 Lesson Maps detailing how to teach the course. PEARS DVD & Poster Set.	Video-based written exam and skills test	PEARS Provider Course Completion Card	7 hours	No	No

# Emergency Cardiovascular Care Course Matrix

## Healthcare Professionals



Course	Delivery Format	Content / Modules	Features & Benefits	Audience	Student Materials	Instructor Materials	Written Exam / Skills Session	Card Type / AHA Certification	Estimated Time	CME / CE Credit	Offered in Spanish
<b>NON-CREDENTIALLED HEALTHCARE PROVIDER COURSES</b>											
Learn:™ Rapid STEMI ID	 eLearning All modules completed online.	<ul style="list-style-type: none"> <li>Understanding ACS</li> <li>Acquiring an accurate ECG</li> <li>Coronary anatomy related to 12-lead ECG</li> <li>STEMI recognition</li> <li>ECG mimics of STEMI</li> <li>Indications for activating a Heart Alert System</li> </ul>	<ul style="list-style-type: none"> <li>Emphasizes immediate recognition and treatment of ACS STEMI</li> <li>Defines ACS and distinguishes STEMI from ECG Mimics of STEMI</li> <li>Includes self assessment: Naming the Leads, Regions of the Heart, Measuring ST Deviation and Correlating Regional Changes</li> <li>Contains dynamic ECG Scope to measure ST deviation</li> <li>Includes the STEMI Practice Exam and STEMI Completion Exam</li> <li>Improves awareness and need for healthcare system readiness and response to STEMI patients to close gap in timely access</li> <li>Improves decision-making skills with accurate differentiation of 12-Lead ECG</li> <li>Improves appropriate patient triage and treatment</li> </ul>	This course is designed for healthcare professionals (EMS to in-hospital providers) who want to improve their STEMI recognition and assessment skills, or for healthcare professionals seeking to obtain continuing education credits.	Learn:™ Rapid STEMI ID Online Course Key (80- 1473)	None	Online self-assessment and exam / No skills session	Learn: Rapid STEMI ID Certificate of Completion	5 hours	Yes  For details, go to <a href="http://www.americanheart.org/ecc">www.americanheart.org/ecc</a> continuing ed	No
Learn:™ Rhythm Adult	 eLearning All modules completed online.	<ul style="list-style-type: none"> <li>Basic rhythm understanding</li> <li>Relationship between the ECG strip and heart impulses</li> <li>Common arrhythmias</li> <li>Identifying and distinguishing various arrhythmias</li> </ul>	<ul style="list-style-type: none"> <li>Improves decision-making skills in distinguishing specific cardiac rhythms and arrhythmias</li> <li>Access to course for 12 months from license activation, allowing for student refresher option</li> <li>Self-paced learning, accessible 24/7</li> <li>Convenient alternative to classroom-based training</li> </ul>	For healthcare providers needing basic rhythm recognition skills, telemetry staff, and other healthcare providers preparing for ACLS such as: <ul style="list-style-type: none"> <li>EMS/EMTs</li> <li>Clinical Pharmacists</li> <li>Nurses</li> <li>Pre-hospital Personnel</li> <li>Physicians</li> <li>Respiratory Therapists</li> </ul>	Learn:™ Rhythm Adult Online Course Key (80-1471)	None	Online self-assessment and exam / No skills session	Learn: Rhythm Adult Certificate of Completion	4.5 hours	Yes  For details, go to <a href="http://www.americanheart.org/ecc">www.americanheart.org/ecc</a> continuing ed	No
Airway Management	 Classroom-based (Instructor and video)	<ul style="list-style-type: none"> <li>Bag-mask ventilation and airway adjuncts</li> </ul> <p><i>Optional:</i></p> <ul style="list-style-type: none"> <li>Laryngeal mask airway</li> <li>Esophageal-tracheal combitube</li> <li>Endotracheal tube</li> <li>Impedance threshold device</li> </ul>	<ul style="list-style-type: none"> <li>Modular format creates course flexibility</li> <li>Simple course flow: 1) skills demonstration in a short video, 2) students' skills practice, and 3) testing</li> <li>Computer-generated animation</li> <li>Web-based access for course tests, Completion Certificate and the Facilitator Certificate</li> <li>Online, customizable student certificates</li> <li>Students improve their competency in critical airway skills</li> <li>Students increase awareness of various airway products</li> <li>Skills video demonstrations reinforce proper technique</li> </ul>	For healthcare providers whose occupation or volunteer activities require airway management skills. For professionals in the field of resuscitation and airway management.	Airway Management Student Guide (80-1464)	Airway Management Facilitator Package (80-1466)  Airway Management DVD (80-1455)	Skills practice and skills testing with Airway Management facilitator during course	Course Completion Certificate	5 hours for all modules	No	No

To order materials for STEMI and Airway Management courses, call 1-800-611-6083 or go to <http://aha.channing-bete.com/otherAHAcourses.html>.

To order materials for the Learn:™ Rhythm Adult course, call 1-800-611-6083 or go to <http://aha.channing-bete.com/aclsprov/>.

# Emergency Cardiovascular Care Course Matrix

## Healthcare Professionals



Course	Delivery Format	Content / Modules	Features & Benefits	Audience	Student Materials	Instructor Materials	Written Exam / Skills Session	Card Type / AHA Certification	Estimated Time	CME / CE Credit	Offered in Spanish
<b>NON-CREDENTIALLED HEALTHCARE PROVIDER COURSES Continued</b>											
ECG & Pharmacology	 Classroom-based (Instructor and slide presentation)	<p><b>ECG</b></p> <ul style="list-style-type: none"> <li>Heart anatomy</li> <li>Basic electrophysiology</li> <li>Normal ECG measurements</li> <li>Basic arrhythmias</li> </ul> <p><b>Pharmacology</b></p> <ul style="list-style-type: none"> <li>Basic ACLS drugs and usage</li> <li>Drugs, doses and routes of administration during cardiovascular emergencies</li> <li>Integrating basic drug pharmacology into ACLS algorithms</li> </ul>	<ul style="list-style-type: none"> <li>Two modules via slide presentations – one each for ECG and Pharmacology – which can be taught together or separately</li> <li>Modular format for tailoring on either skill set or both together, depending on students' needs</li> <li>Open to any Instructor to teach with no requirement to be affiliated with an American Heart Association Training Center</li> <li>Enhances ECG recognition skills competency important to ACLS certification</li> <li>Improves knowledge and more effective use of drugs during peri- or cardiac arrest</li> <li>Improves student success in achieving ACLS certification</li> <li>Strengthens ACLS algorithms competency</li> <li>Only course in market focused on this critical knowledge</li> </ul>	For a variety of healthcare providers, including physicians, nurses, paramedics, residents, respiratory therapists, nurse practitioners, physician assistants, clinical pharmacists and ECG technicians.	ECG & Pharmacology Student Workbook (80-1467)  <i>ECC Handbook</i> is recommended	ECG & Pharmacology Instructor CD (80-1448)	No	ECG & Pharmacology Course Completion Certificate	3.5 hours for ECG module 2.75 hours for Pharmacology module 6.25 for both modules	No	No
Stroke Prehospital Care Online	 eLearning All modules completed online.	<ul style="list-style-type: none"> <li>Pathophysiology</li> <li>Risk factors</li> <li>Differential diagnosis</li> <li>Recognition</li> <li>Assessment</li> <li>Management</li> </ul>	<ul style="list-style-type: none"> <li>Four interactive cases via audio files</li> <li>Each case includes stroke-related patient encounters</li> <li>Prompts for participants to make management decisions</li> <li>Online test and evaluation</li> <li>Self-paced learning, accessible anytime</li> <li>Improves decision making for stroke victims</li> <li>Strengthens use of EMS triage and transport protocols</li> <li>Increases quality of pre-hospital treatment</li> <li>Improves timely and effective hospital care</li> <li>Effective interactive cases with instant feedback</li> <li>Convenient alternative to classroom-based training</li> <li>Content based on the latest science</li> <li>Available to users up to 12 months after initial completion</li> </ul>	Pre-hospital medical professionals and emergency medical services personnel in acute medical practice.  (emergency physicians, family physicians, physician assistants, nurses)	Stroke Prehospital Care Online Course Key (80-1468)	None	Online evaluation and exam. No skills session	Certificate of Completion	1 - 2 hours	Yes  Emergency Medical Services (CECBEMS) for 1.25 Advanced CEHs, activity number 07-AMHA-F3-0033.	No

To order materials for the ECG & Pharmacology course, call 1-800-611-6083 or go to <http://aha.channing-bete.com/otherAHAcourses.html>.

To order materials for the Stroke Prehospital Care Online course, call 1-800-611-6083 or go to <http://aha.channing-bete.com/acslsprov/>.




# Emergency Cardiovascular Care Course Matrix

## Healthcare Professionals

Course	Delivery Format	Content / Modules	Features & Benefits	Audience	Student Materials	Instructor Materials	Written Exam / Skills Session	Card Type / AHA Certification	Estimated Time	CME / CE Credit	Offered in Spanish
<b>NON-CREDENTIALLED HEALTHCARE PROVIDER COURSES Continued</b>											
Acute Stroke Online	 eLearning All modules completed online.	<ul style="list-style-type: none"> <li>Stroke Chain of Survival</li> <li>7 D's of Stroke Survival</li> <li>Definitions of Ischemic and Hemorrhagic Stroke</li> <li>Pathophysiology</li> <li>Stroke Risk Factors</li> <li>Stroke Recognition</li> <li>Stroke Management</li> <li>Transition to Critical Care &amp; Rehabilitation</li> </ul>	<ul style="list-style-type: none"> <li>11 checkpoint exercises with review questions</li> <li>Online cognitive test and evaluation</li> <li>Self-paced learning, accessible anytime</li> <li>Provides credit for JCAHO stroke requirements</li> <li>Expands on the AHA Stroke Algorithm</li> <li>Improves knowledge of recognizing and treating a stroke</li> <li>Convenient alternative to classroom-based training</li> <li>Content based on the latest science</li> <li>Available to users up to 12 months after initial completion</li> </ul>	Geared for the experienced provider, covering treatment from the field to the emergency department, as well as critical care and rehabilitation.	Acute Stroke Online Course Key (80-1480)	None	Online evaluation and exam. No skills session	Certificate of Completion	1-2 hours	Yes  For details, go to <a href="http://www.americanheart.org/ecc">www.americanheart.org/ecc</a> continuing ed	No
Stroke Hospital-Based Care Online	 eLearning All modules completed online.	<ul style="list-style-type: none"> <li>General assessment</li> <li>Neurological assessment</li> <li>Diagnosis</li> <li>Treatment</li> <li>Management</li> <li>Debrief</li> </ul>	<ul style="list-style-type: none"> <li>Includes four interactive cases that present students with the ability to work with a team of online medical specialists to efficiently and effectively diagnose and treat stroke patients</li> <li>Allows students to use online tools to make critical decisions about patient care</li> <li>Provides students with instant feedback and a debriefing based on the decisions they make</li> <li>Gives students experience with various types of stroke including hemorrhagic, ischemic, ischemic tPA-eligible, and stroke mimics</li> <li>Accessible online 24/7</li> <li>No skills session required</li> </ul>	For in-hospital healthcare providers including physicians, nurses, residents, nurse practitioners, and physician assistants, who want to enhance their stroke knowledge and/or receive continuing education credits.	Stroke Hospital-Based Care Online Course Key (80-1469)	None	Online evaluation and exam / No skills session.	Certificate of Completion	2 - 3 hours	Yes  For details go to <a href="http://www.americanheart.org/ecc">www.americanheart.org/ecc</a> continuing ed	No

# Emergency Cardiovascular Care Course Matrix

## Healthcare Professionals



Course	Delivery Format	Content / Modules	Features & Benefits	Audience	Student Materials	Instructor Materials	Written Exam / Skills Session	Card Type / AHA Certification	Estimated Time	CME / CE Credit	Offered in Spanish
<b>OTHER PEDIATRIC COURSES</b>											
Learn:™ Rhythm Pediatric	 eLearning All modules completed online.	<ul style="list-style-type: none"> <li>Basic pediatric rhythm understanding</li> <li>The relationship between the ECG strip and heart impulses</li> <li>Common pediatric arrhythmias</li> <li>Identifying and distinguishing various pediatric arrhythmias</li> </ul>	<ul style="list-style-type: none"> <li>Features a combination of audio, animation, interactive activities, and self-assessments</li> <li>Self-paced learning, accessible 24/7</li> <li>Alternative to classroom-based training</li> <li>Improves decision-making skills in distinguishing specific cardiac rhythms and arrhythmias</li> <li>Improves quality of pediatric patient care</li> <li>Access to course for 12 months from license activation, allowing for student refresher option</li> </ul>	<p>This course is designed for healthcare professionals such as, telemetry staff, neonatal and pediatric ICU personnel, ambulatory care personnel, and those preparing for PALS.</p> <p>This course will also meet the needs of nurses and emergency medical services professionals seeking to obtain continuing education credits.</p>	Learn: Rhythm Pediatric Course Key # 80-1474	None	Two-part online evaluation and exam / No skills session.	Certificate of Completion	2.5 hours	Yes For details, go to <a href="http://www.americanheart.org/learnrhythm/peds">www.americanheart.org/learnrhythm/peds</a>	No
Pediatric Intraosseous Access	 Classroom-based (Instructor and video)	<ul style="list-style-type: none"> <li>Sites for IO infusion</li> <li>Indications for IO access</li> <li>Proper technique for placing an IO needle</li> <li>Appropriate needle placement and immobilization</li> <li>Complications associated with the technique</li> <li>Removal of the device</li> </ul>	<p>The video is designed to provide consistent information on the indications, methods, and complications of the IO procedure. After practicing the IO insertion technique in the Vascular Access Skills Station, participants will be prepared to perform this procedure on patients. Offers content for HCP instructors responsible for training on the IO skill and/or instructors of the PALS Course as a part of a core skills practice station to achieve consistency in the message delivered to learners, enhancing the safety and efficacy of IO access provided to children.</p>	For healthcare providers who provide pediatric advanced life support, including paramedics, nurses, nurse practitioners, physician assistants, and physicians.	None	Pediatric Intraosseous Access DVD (70-2346) or VHS (70-2345)	Skills practice with AHA Instructor	None	10 minute video, plus skills practice at Vascular Access Skills Station	No	No
Pediatric Status Epilepticus	 Classroom-based (Instructor and video)	Three cases are presented that lead participants through the assessment and initial treatment of this pediatric emergency.	<p>Healthcare providers learn to recognize the problem, appropriately assess Status Epilepticus, describe initial treatment, and avoid overly aggressive therapies that have potential for harm.</p> <p>This interactive case-based module is designed for use in a small group format and may be presented as an additional module of the PALS course or as an independent offering.</p>	For any healthcare worker who provides pediatric advanced life support, including paramedics, nurses, respiratory therapists, nurse practitioners, physician assistants and physicians.	None	Pediatric Status Epilepticus CD-ROM & Booklet (70-2302)	None	None	1 hour	No	No

To order materials for the Learn:™ Rhythm Pediatric course, call 1-800-611-6083 or go to <http://aha.channing-bete.com/aclsprov/>.

To order materials for the Pediatric Intraosseous Access and Pediatric Status Epilepticus courses, call 1-800-611-6083 or go to <http://aha.channing-bete.com/palsprov/>.



# Emergency Cardiovascular Care Course Matrix

## Healthcare Professionals

Course	Delivery Format	Content / Modules	Features & Benefits	Audience	Student Materials	Instructor Materials	Written Exam / Skills Session	Card Type / AHA Certification	Estimated Time	CME / CE Credit	Offered in Spanish
<b>OTHER PEDIATRIC COURSES Continued</b>											
Coping With the Death of a Child	 Self-Directed Learning (booklet and DVD/video based)	Assist all healthcare providers to better deal emotionally with an unsuccessful outcome of pediatric resuscitation.	Provides needed information for healthcare providers to help both the parents AND the providers in dealing with unsuccessful resuscitation and death immediately thereafter. Helps guide providers to self awareness and dealing with their individual emotions.	For any healthcare worker who provides pediatric advanced life support, including paramedics, nurses, respiratory therapists, nurse practitioners, physician assistants and physicians.	Coping With the Death of a Child DVD (70-2258) Package	None	None	After students submit and CE application and test are process, certification is issued directly to students.	1 hour	No	No
Catastrophic Illnesses in Children	 Classroom-based (Instructor and PowerPoint case study)	Review and study clues for the diagnosis of potentially catastrophic illnesses in children presenting with common chief complaints.	Case study to aid in diagnosis of children with catastrophic illnesses. Cases were chosen based on the lethality of the underlying condition, the ease of being misled by history and physical examination, and the ability to make the correct diagnosis with relatively simple interventions.  An interactive case-based module to be taught in a small group format, this module can be used either as a freestanding or as an additional part of the PALS Course.	For the experienced PALS provider, medical students, internists, or emergency medicine physicians	Catastrophic Illnesses in Children CD-ROM & Booklet (70-2285)	None	None	None	1 hour	No	No



# Emergency Cardiovascular Care Course Matrix

## Workplace

Course	Delivery Format	Content / Modules	Features & Benefits	Audience	Student Materials	Instructor Materials	Written Exam / Skills Session	Card Type / AHA Certification	Estimated Time	CME / CE Credit	Offered in Spanish
<b>HEARTSAVER CREDENTIALLED COURSES</b>											
Heartsaver® CPR	 Classroom-based (Instructor and video)	<ul style="list-style-type: none"> <li>Adult/Child CPR</li> <li>Adult/Child Choking</li> </ul> <p><i>Optional:</i></p> <ul style="list-style-type: none"> <li>Infant CPR and choking</li> <li>Adult/Child CPR with mask</li> <li>Infant CPR with mask</li> </ul>	<ul style="list-style-type: none"> <li>Modular format creates course flexibility</li> <li>Ideal for learners who prefer group interaction and feedback from an instructor while learning skills</li> <li>Each student receives the highest quality course materials to supplement their learning</li> <li>Student CD-ROM (included with student workbook) includes additional information on CPR and AED that students can reference after the course</li> </ul>	Designed for employee training at companies, corporations, businesses or other entities. For employees and/or designated first responders who have a duty to respond to a cardiac emergency because of job responsibilities or regulatory requirements.	<p><i>Heartsaver CPR Student Workbook</i> (80-1021)</p> <p>Heartsaver Student CD</p> <p>Adult CPR Reminder</p> <p>Child &amp; Infant CPR Reminder</p>	<p>Heartsaver and Family &amp; Friends Instructor Manual (80-1077)</p> <p>Heartsaver CPR DVD (80-1023) or VHS (80-1022)</p> <p>AHA Instructor Stopwatch (80-1018)</p> <p>Optional: Heartsaver Posters (80-1065)</p>	Skills testing with AHA Instructor or Heartsaver Skills Evaluator during course	Heartsaver CPR Course Completion Card	3 hours 2 hours without infant CPR	No	No
Heartsaver® AED	 Classroom-based (Instructor and video)	<ul style="list-style-type: none"> <li>Adult/Child CPR with mask</li> <li>Adult/Child Choking</li> <li>Adult/Child AED</li> </ul> <p><i>Optional:</i></p> <ul style="list-style-type: none"> <li>Infant CPR with mask</li> <li>Infant choking</li> </ul>	<ul style="list-style-type: none"> <li>Modular format creates course flexibility</li> <li>Ideal for learners who prefer group interaction and feedback from an instructor while learning skills</li> <li>Each student receives the highest quality course materials to supplement their learning</li> <li>Student CD-ROM (included with student workbook) includes additional information on CPR and AED that students can reference after the course</li> </ul>	Designed for employee training at companies, corporations, businesses or other entities. For employees and/or designated first responders who have a duty to respond to a cardiac emergency because of job responsibilities or regulatory requirements.	<p><i>Heartsaver AED Student Workbook</i> (80-1024). Includes: Heartsaver Student CD</p> <p>Adult CPR &amp; AED Reminder</p> <p>Child &amp; Infant CPR &amp; AED Reminder</p>	<p>Heartsaver and Family &amp; Friends Instructor Manual (80-1077)</p> <p>Heartsaver AED DVD (80-1026) or VHS (80-1025)</p> <p>AHA Instructor Stopwatch (80-1018)</p> <p>Optional: Heartsaver Posters (80-1065)</p>	Skills testing with AHA Instructor or Heartsaver Skills Evaluator during course	Heartsaver AED Course Completion Card	3.5 hours 2.5 hours without infant CPR	No	Yes



# Emergency Cardiovascular Care Course Matrix

## Workplace

Course	Delivery Format	Content / Modules	Features & Benefits	Audience	Student Materials	Instructor Materials	Written Exam / Skills Session	Card Type / AHA Certification	Estimated Time	CME / CE Credit	Offered in Spanish
<b>HEARTSAVER CREDENTIALLED COURSES Continued</b>											
Heartsaver® CPR & AED Online Part 1	 eLearning All modules completed online.	<ul style="list-style-type: none"> <li>Adult/child CPR with mask</li> <li>Adult/child choking</li> <li>Adult/child AED</li> <li><i>Optional modules:</i> Infant CPR and Infant choking</li> </ul>	<ul style="list-style-type: none"> <li>Accessible online 24/7 with simple login process</li> <li>Interactive questions, activities and video segments to reinforce learning</li> <li>Downloadable student review guide</li> <li>Can start, stop and return to modules as needed for self-paced instruction</li> <li>Provides time-saving option for first-time or renewal training</li> <li>Allows students to complete online portion at their own pace, then gain comfort performing skills during the skills practice session with an AHA Instructor</li> <li>Fast program implementation with no classroom scheduling delays</li> <li>Meets the same course objectives as the classroom-based course, but requires less time to complete</li> <li>Offers convenient knowledge refresher with user access to the program for up to 12 months after initial completion</li> <li>Enables employers to offer training options and help accommodate diverse learning needs</li> </ul>	For workplaces that need to provide CPR and AED training to their employees or first responders.	Heartsaver CPR & AED Online Part 1 Course Key (80-1494)	Training Memo: BLS eLearning Skills Practice & Testing Requirements  Heartsaver AED DVD (80-1026) or VHS (80-1025)  AHA Instructor Stopwatch (80-1018)  <i>For Heartsaver® Skills Evaluators:</i> Heartsaver Skills Evaluator Manual  Heartsaver AED DVD (80-1026) or VHS (80-1025)  Stopwatch	Skills practice and skills testing with AHA Instructor or Heartsaver Skills Evaluator	Heartsaver AED Course Completion Card	Part 1: 2 hours for online course  Part 2: Variable, skills practice  Part 3: 30 minutes for test	No	No
Heartsaver® First Aid	 Classroom-based (Instructor and video)	<ul style="list-style-type: none"> <li>Adult first aid (first aid basics, medical emergencies and injury emergencies)</li> <li><i>Optional:</i> Environmental emergencies</li> </ul>	<ul style="list-style-type: none"> <li>Modular format creates course flexibility</li> <li>Ideal for learners who prefer group interaction and feedback from an instructor while learning skills</li> <li>Each student receives the highest quality course materials to supplement their learning</li> <li>Student CD-ROM (included with student workbook) includes additional information on CPR and AED that students can reference after the course</li> </ul>	Designed for employee training at companies, corporations, businesses or other entities. For employees and/or designated first responders who have a duty to respond to a first aid emergency because of job responsibilities or regulatory requirements.	Heartsaver First Aid Student Workbook (80-1042). Includes: Heartsaver Student CD Heartsaver First Aid Quick Reference Guide (80-1057)	Heartsaver and Family & Friends Instructor Manual (80-1077)  Heartsaver First Aid Video DVD (80-1044) or VHS (80-1043)  Optional: Heartsaver Posters (80-1065)	Skills practice with AHA Instructor or Heartsaver Skills Evaluator during course	Heartsaver First Aid Course Completion Card	3.5 hours	No	Yes



# Emergency Cardiovascular Care Course Matrix

## Workplace

Course	Delivery Format	Content / Modules	Features & Benefits	Audience	Student Materials	Instructor Materials	Written Exam / Skills Session	Card Type / AHA Certification	Estimated Time	CME / CE Credit	Offered in Spanish
<b>HEARTSAVER CREDENTIALLED COURSES Continued</b>											
Heartsaver® First Aid Online Part 1	 eLearning All modules completed online.	<ul style="list-style-type: none"> <li>First aid basics</li> <li>Medical emergencies</li> <li>Injury emergencies</li> <li>Environmental emergencies</li> </ul>	<ul style="list-style-type: none"> <li>Interactive questions and video segments</li> <li>Downloadable student review guide available to users up to 12 months after initial completion</li> <li>Convenient alternative to classroom-based training</li> <li>Offers fast implementation with no classroom scheduling delays</li> <li>Self-paced learning for Part 1</li> <li>Flexibility to complete online modules at home or work</li> <li>Content based on the latest AHA science</li> </ul>	<p>Designed for employee training at companies, corporations, businesses or other entities.</p> <p>For employees and/or designated first responders who have a duty to respond to a first aid emergency because of job responsibilities or regulatory requirements.</p>	Heartsaver First Aid Online Part 1 (80-1095)	<p>Training Memo: BLS eLearning Skills Practice &amp; Testing Requirements</p> <p><i>Heartsaver® Skills Evaluators:</i> Heartsaver Skills Evaluator Manual</p>	Skills practice session with an AHA Instructor or Heartsaver® Skills Evaluator	Heartsaver First Aid Course Completion Card	<p>Part 1: 1-2 hours for online course</p> <p>Part 2: 30 minutes for skills session</p>	No	No
Heartsaver® First Aid With CPR & AED	 Classroom-based (Instructor and video)	<ul style="list-style-type: none"> <li>Adult first aid (first aid basics, medical emergencies and injury emergencies)</li> <li>Adult/Child CPR with mask</li> <li>Adult/Child AED</li> <li><i>Optional:</i> Environmental emergencies Infant CPR with mask</li> </ul>	<ul style="list-style-type: none"> <li>Modular format creates course flexibility</li> <li>Ideal for learners who prefer group interaction and feedback from an instructor while learning skills</li> <li>Each student receives the highest quality course materials to supplement their learning</li> <li>Student CD-ROM (included with student workbook) includes additional information on CPR, AED and first aid content that students can reference after the course</li> </ul>	<p>Designed for employee training at companies, corporations, businesses or other entities.</p> <p>For employees and/or designated first responders who have a duty to respond to a first aid or cardiac emergency because of job responsibilities or regulatory requirements.</p>	<p>Heartsaver First Aid with CPR &amp; AED <i>Student Workbook</i> (80-1058)</p> <p>Heartsaver Student CD</p> <p>Heartsaver First Aid Quick Reference Guide (80-1057)</p> <p>Adult CPR &amp; AED Reminder (only included with 80-1058)</p> <p>Child &amp; Infant CPR &amp; AED Reminder (only included with 80-1058)</p>	<p>Heartsaver and Family &amp; Friends Instructor Manual (80-1077)</p> <p>Heartsaver First Aid Video DVD (80-1044) or VHS (80-1043)</p> <p>Heartsaver Posters (80-1065)</p> <p>AHA Instructor Stopwatch (80-1018)</p>	Skills practice (first aid) and skills testing (CPR & AED) with AHA Instructor during course	Heartsaver First Aid With CPR & AED Course Completion Card	6.5 -7.5 hours	No	Yes


# Emergency Cardiovascular Care Course Matrix

## Workplace

Course	Delivery Format	Content / Modules	Features & Benefits	Audience	Student Materials	Instructor Materials	Written Exam / Skills Session	Card Type / AHA Certification	Estimated Time	CME / CE Credit	Offered in Spanish
<b>HEARTSAVER CREDENTIALLED COURSES Continued</b>											
Heartsaver® First Aid Online With CPR & AED Part 1	 eLearning  All modules completed online.	<ul style="list-style-type: none"> <li>• First aid basics</li> <li>• Medical emergencies</li> <li>• Injury emergencies</li> <li>• Environmental emergencies</li> <li>• CPR</li> <li>• AED use</li> </ul>	<ul style="list-style-type: none"> <li>• Interactive questions and video segments</li> <li>• Downloadable student review guide available to users up to 12 months after initial completion</li> <li>• Convenient alternative to classroom-based training</li> <li>• Offers fast implementation with no classroom scheduling delays</li> <li>• Self-paced learning for Part 1</li> <li>• Flexibility to complete online modules at home or work</li> <li>• Content based on the latest AHA science</li> </ul>	Designed for employee training at companies, corporations, businesses or other entities. For employees and/or designated first responders who have a duty to respond to a first aid or cardiac emergency because of job responsibilities or regulatory requirements.	Heartsaver First Aid Online With CPR & AED Online Part 1 Course Key (80-1461)	Training Memo: BLS eLearning Skills Practice & Testing Requirements  Heartsaver First Aid Video DVD (80-1044) or VHS (80-1043)  AHA Instructor Stopwatch (80-1018)  <i>Heartsaver® Skills Evaluators:</i> Heartsaver Skills Evaluator Manual  Heartsaver First Aid Video DVD (80-1044) or VHS (80-1043)  Stopwatch	Skills practice (first aid) and skills testing (CPR and AED) with AHA Instructor or Heartsaver® Skills Evaluator	Heartsaver First Aid With CPR & AED Course Completion Card	Part 1: 2.5 hours for online course  Parts 2 & 3: 45 minutes for skills practice and skills test	No	No
Heartsaver® Pediatric First Aid	 Classroom-based (Instructor and video)	<ul style="list-style-type: none"> <li>• Pediatric first aid (first aid basics, medical emergencies, injury emergencies, environmental emergencies)</li> <li>• Asthma care training for child care providers</li> <li>• Adult/Child CPR with mask</li> <li>• Adult/Child AED</li> <li>• <i>Optional:</i> Optional pediatric first aid topics</li> <li>• Infant CPR with mask</li> </ul>	<ul style="list-style-type: none"> <li>• Designed to meet the specific needs of child daycare providers in all 50 states</li> <li>• Modular format creates course flexibility</li> <li>• Ideal for learners who prefer group interaction and feedback from an instructor while learning skills</li> <li>• Each student receives the highest quality course materials to supplement their learning</li> <li>• Student CD-ROM (included with student workbook) includes additional information on CPR, AED and first aid content that students can reference after the course</li> </ul>	For those involved in child care who have a duty to respond to a first aid emergency because of job responsibilities or regulatory requirements, such as child care workers, teachers, foster care providers, camp counselors, youth organizations, and coaches for children's sports organizations.	<i>Heartsaver Pediatric First Aid Student Workbook</i> (80-1001)  Heartsaver Student CD  Heartsaver Pediatric First Aid Quick Reference Guide (80-1002)  Adult CPR & AED Reminder  Child & Infant CPR & AED reminder	Heartsaver and Family & Friends Instructor Manual (80-1077)  Heartsaver Pediatric First Aid Video DVD (80-1007) Or VHS (80-1003)  Heartsaver Posters (80-1065)  AHA Instructor Stopwatch (80-1018)	Skills practice (first aid) and skills testing (CPR & AED) with AHA Instructor or Heartsaver Skills Evaluator during course	Heartsaver Pediatric First Aid Course Completion Card	6.5 – 7.5 hours	No	Yes




# Emergency Cardiovascular Care Course Matrix

## Workplace

Course	Delivery Format	Content / Modules	Features & Benefits	Audience	Student Materials	Instructor Materials	Written Exam / Skills Session	Card Type / AHA Certification	Estimated Time	CME / CE Credit	Offered in Spanish
<b>WORKPLACE NON-CREDENTIALLED COURSES</b>											
Heartsaver® Bloodborne Pathogens	 Classroom-based OR eLearning with all modules completed online.	<ul style="list-style-type: none"> <li>General OSHA Standard for bloodborne pathogens training for anyone with a real potential for occupational exposure</li> <li>How to Protect yourself from exposure to bloodborne pathogens</li> <li>How to act appropriately when a bloodborne pathogens exposure occurs</li> <li>How to clean up after a bloodborne pathogens exposure</li> <li>How to properly report any bloodborne pathogens exposures</li> </ul>	<ul style="list-style-type: none"> <li>Available in both classroom and online versions</li> <li>Designed to meet OSHA requirements for bloodborne pathogens training when paired with site-specific bloodborne pathogens training</li> <li>PACT acronym and slogan help students learn and retain bloodborne pathogens training</li> <li>Course can be completed in approximately one hour, creating an efficient stand-alone course or add-on to first aid or CPR training</li> </ul>	Designed specifically for the workplace/health and safety market who must be trained annually in bloodborne pathogens. It is targeted toward settings such as industry, Fortune 1500 companies, occupational health, property management, hospitality, security, and health and fitness staff.	<p><b>Classroom:</b> Heartsaver® Bloodborne Pathogens Student Workbook (80-1491)</p> <p><b>Online:</b> Heartsaver® Bloodborne Pathogens Online Key (80-1501)</p>	<p><b>Classroom:</b> Heartsaver® Bloodborne Pathogens Instructor Package (80-1492): Includes DVD with Instructor PowerPoint in English &amp; Spanish, 1 English Heartsaver Bloodborne Pathogens Poster, 1 Spanish Heartsaver Bloodborne Pathogens Poster</p> <p>Heartsaver® Bloodborne Pathogens Posters (80-1502)</p> <p><b>Online:</b> N/A</p>	No	Participation certificate	1 – 1 ½ hours	No	Yes (classroom-based)



# Emergency Cardiovascular Care Course Matrix

## Community

Course	Delivery Format	Content / Modules	Features & Benefits	Audience	Student Materials	Instructor Materials	Written Exam / Skills Session	Card Type / AHA Certification	Estimated Time	CME / CE Credit	Offered in Spanish
<b>COMMUNITY NON-CREDENTIALLED COURSES</b>											
Family & Friends® CPR	 Classroom-based (Instructor and video)	<ul style="list-style-type: none"> <li>Adult/Child CPR</li> <li>Adult/Child choking</li> <li><i>Optional:</i> Infant CPR and choking</li> </ul>	<p>Course offers the opportunity to learn basic CPR in a dynamic group environment. Designed for those who prefer to learn in a group environment with feedback from an instructor.</p> <p>Uses the research-proven Practice-While-Watching method to provide students with the most hands-on CPR practice time possible during the length of the program.</p>	<p>Family members, friends and members of the general community who want to learn CPR but do not need a course completion card.</p> <p>This course can also be a non-credentialed option for middle- and high-school students.</p>	<p><i>Family &amp; Friends CPR Student Book</i> (80-1045)</p> <p>Adult CPR &amp; AED Reminder</p> <p>Infant &amp; Child CPR Reminder</p>	<p>Heartsaver and Family &amp; Friends Instructor Manual (80-1077)</p> <p>Family &amp; Friends CPR DVD (80-1031) or VHS (80-1030)</p> <p>Heartsaver Posters (80-1065)</p>	None	Participation Card	1.25 hours without Infant CPR Infant CPR only: 1.25 hours	No	Yes
Family & Friends® First Aid for Children	 Classroom-based (Instructor and video)	<ul style="list-style-type: none"> <li>Child first aid</li> <li>Environmental emergencies</li> </ul>	<p>The program teaches how to manage illness and injuries in a child for the first few minutes until professional help arrives. This program covers such topics as preventing injuries, recognizing and treating basic first aid emergencies, and relief of choking in infants.</p> <p>Designed for those who prefer to learn in a group environment with feedback from an instructor.</p>	<p>For those caring for infants and children, such as family members, babysitters, and others providing in-home care, who want basic first aid information but do not need a course completion credential.</p>	<p><i>Family &amp; Friends First Aid for Children Student Book</i> (80-1034)</p>	<p>Heartsaver and Family &amp; Friends Instructor Manual (80-1077)</p> <p>Family &amp; Friends First Aid for Children DVD (80-1032) Or VHS (80-1033)</p>	None	Participation Card	45 minutes	No	Yes
Family & Friends® CPR Anytime®	 Self-directed Learning through personal Anytime Kit	<ul style="list-style-type: none"> <li>Adult/Child CPR</li> </ul>	<p>Designed for those who prefer self-paced learning and independent practice. Program uses the research-proven Practice-While-Watching instruction method for CPR.</p> <p>DVD includes additional information on AEDs, choking, child CPR, and barrier devices.</p> <p>Personal learning kit provides for convenient knowledge and skills refresher. Kit can be shared to extend training to all family members and their friends.</p>	<p>Family members, friends and members of the general community who want to learn CPR but do not need a course completion credential.</p>	<p>Family &amp; Friends CPR Anytime Kit</p> <p>Light Skin (80-1066)</p> <p>Dark Skin (80-1421)</p>	None	None	None	22 minutes	No	Yes

# Emergency Cardiovascular Care Course Matrix

## Community

Course	Delivery Format	Content / Modules	Features & Benefits	Audience	Student Materials	Instructor Materials	Written Exam / Skills Session	Card Type / AHA Certification	Estimated Time	CME / CE Credit	Offered in Spanish
<b>COMMUNITY NON-CREDENTIALLED COURSES</b>											
Infant CPR Anytime®	 Self-directed learning through personal Anytime Kit	<ul style="list-style-type: none"> <li>Infant CPR and choking</li> </ul>	<p>Designed for those who prefer self-paced learning and independent practice. Program uses the research-proven Practice-While-Watching instruction method for CPR. DVD includes additional information on AEDs, choking, child CPR, and barrier devices. Personal learning kit provides for convenient knowledge and skills refresher. Kit can be shared to extend training to all family members and their friends.</p>	Family members, friends and members of the general community who care for infants and want to learn CPR and do not need a course completion card.	Infant CPR Anytime Kit available in: Light Skin (80-1403) Dark Skin (80-1420)	None	None	None	22 minutes	No	No
<b>COMMUNITY CREDENTIALLED COURSES</b>											
Heartsaver® CPR in Schools®	 Classroom-based (Instructor and video)	<ul style="list-style-type: none"> <li>Adult CPR and choking</li> </ul> <p><i>Optional:</i></p> <ul style="list-style-type: none"> <li>Adult/Child AED</li> <li>Infant CPR and choking</li> <li>Adult/Child CPR with mask</li> <li>Infant CPR with mask</li> </ul>	<p>The course design appeals to students through illustrations of teens and a unique training video featuring interviews with teens and edgy video footage. Modular format provides flexibility to teach the course over several classroom periods. Program uses the research-proven Practice-While-Watching instruction method for CPR to improve learning and retention. Student CD-ROM includes additional information on CPR and AED for ongoing reference after the course.</p>	Specifically designed for middle and high school students. For schools that want to provide CPR and AED training to their students and also want their students to receive a credentialed course completion card.	<i>Heartsaver CPR in Schools Student Workbook</i> (80-1045)  Heartsaver Student CD  Adult CPR & AED Reminder  Child & Infant CPR & AED Reminder	Heartsaver and Family & Friends Instructor Manual (80-1077)  Heartsaver CPR in Schools DVD (80-1047) or VHS (80-1046)  Heartsaver Posters (80-1065)  AHA Instructor Stopwatch (80-1018)	Skills practice and skills testing with AHA Instructor during course	Heartsaver CPR in Schools Course Completion Card	Length depends on which modules are taught: <u>CPR and AED:</u> 4 hours for all modules except infant CPR and choking and infant CPR and mask  <u>CPR Only:</u> 3 hours for all CPR modules 2 hours for all CPR modules except infant CPR and choking and infant CPR with mask	No	Yes